



Orivet

Genetic Comprehensive Report

Animal Name: Atlas

Owner:

Amanda Broderick

Membership Number : Not assigned

Member Body/Breed Club: Not assigned

Approved Collection Method: No



orivet.com


Accredited and Compliant with



Members of



Harmonization of
Genetic Testing
for Dogs



Scan to authenticate
this Report online

Owner's details

Name: Amanda Broderick

Animal's Details

Registered Name : Anduin's Kindly Carry That Weight

Pet Name : Atlas

Registration Number : PAL285639

Breed : American Cocker Spaniel

Microchip Number : 985113007271292

Sex : Neutered Male

Date of Birth : 28th Aug 2022

Colour : Buff

Sample Collection Details

Case Number : 24A107024

Collected By :

Approved Collection : No

Sample Type : SWAB

Test Details

Test Requested : American Cocker Spaniel - Full Breed Profile

Pet Name : Atlas

Date of Test : 11th Jul 2024

Authorisation

Sample with Lab ID Number 24A107024 was received at Orivet Genetics, DNA was extracted and analysed with the following result reported:


George Sofronidis BSc (Hons)

Dr Noam Pik BVSc, MAVS





Genetic Comprehensive Report



Scan to authenticate this Report online

Animal's Details

| | |
|-----------------------|-----------------------------------|
| Registered Name : | Anduin's Kindly Carry That Weight |
| Pet Name : | Atlas |
| Registration Number : | PAL285639 |
| Breed : | American Cocker Spaniel |
| Microchip Number : | 985113007271292 |
| Sex : | Neutered Male |
| Date of Birth : | 28th Aug 2022 |
| Colour : | Buff |

ISAG Profile 1

| | | | | | | | | | | | |
|------------------|----|--------------------------|----|--------------------------|----|------------------|----|--------------------------|----|--------------------------|----|
| Cfam_1:106430955 | AA | Cfam_1:119414584 | AA | Cfam_1:20842130 | AA | Cfam_1:3962719 | AG | Cfam_1:70238933 | AA | Cfam_1:80971770 | AA |
| (B)CF2S23111132 | | (B)CF2P157421 | | | | (B)CF2G630708384 | | (B)CF2P554817 | | (B)CF2S2338108 | AG |
| Cfam_16:46884446 | AA | Cfam_10:22409408 | | Cfam_10:30034450 | | Cfam_10:66922269 | AA | Cfam_11:23907101 | AA | Cfam_11:5318488 | |
| (B)CF2P237994 | | | | | | (B)CF2S23049416 | | (B)CF2P1308802 | | Cfam_13:59896033 | CC |
| Cfam_11:65603333 | | Cfam_12:35306641 | | Cfam_12:55201839 | AG | Cfam_12:5579055 | GG | Cfam_12:68125319 | AA | Cfam_16:29634940 | AG |
| | | | | (B)CF2G630122583 | | (B)CF2P382742 | | (B)CF2P1344095 | | (B)CF2P561057 | |
| Cfam_13:8704192 | AG | Cfam_14:50063321 | GG | Cfam_14:58465266 | AG | Cfam_15:19299365 | GG | Cfam_15:22834903 | CC | Cfam_18:54361347 | AG |
| (B)CF2P182473 | | (B)CF2P624936 | | (P24_2) | | (B)CF2P105070 | | (B)CF2G630437783 | | (B)CF2G630111735 | AG |
| Cfam_16:46884446 | AC | Cfam_16:57958947 | AG | Cfam_17:10649078 | GG | Cfam_17:34462308 | GG | Cfam_17:39124697 | AG | Cfam_18:54361347 | AG |
| (B)CF2P774003 | | (B)CF2P635478 | | (B)CF2G630220326 | | (B)CF2G630209373 | | (B)CF2P998036 | | (B)CF2G630689403 | AA |
| Cfam_18:6745949 | AG | Cfam_19:15926130 | AC | Cfam_19:27288167 | AC | Cfam_19:47470564 | AC | Cfam_19:841347 | GG | Cfam_2:2610859 | AA |
| (B)CF2S23535154 | | (P13_3) | | (B)CF2P251850 | AA | (B)CF2S23214514 | AG | (B)CF2S23737033 | | (P32_3) | AG |
| Cfam_2:38293797 | AA | Cfam_2:77806065 | AA | Cfam_20:13740894 | AG | Cfam_20:49900586 | AA | Cfam_20:57167714 | AA | Cfam_21:15558670 | AG |
| (B)CF2P1159837 | | (B)CF2P878175 | | (B)CF2S23246455 | AG | (B)CF2P347679 | | (P26_1) | | (B)CF2G630653298 | AA |
| Cfam_21:25537675 | AA | Cfam_21:35719434 | AA | Cfam_22:26694580 | GG | Cfam_22:55308193 | CC | Cfam_22:641125 | | Cfam_23:42886681 | AA |
| (B)CF2S23018785 | | (B)CF2S23326150 | | (B)CF2G630326688 | | (B)CF2S2329382 | | | | (P34_1) | AG |
| Cfam_23:50772488 | AG | Cfam_24:23393510 | | Cfam_24:29909901 | AA | Cfam_24:47381908 | GG | Cfam_25:2073511 | CC | Cfam_25:33986348 | AG |
| (B)CF2P277987 | | | | (T)GRP2P316532_rs8597522 | GG | (B)CF2P990814 | | (P15_3) | | (B)CF2G630102146 | AC |
| Cfam_25:47708600 | AG | Cfam_26:20004896 | GG | Cfam_26:35071515 | GG | Cfam_27:22599860 | AA | Cfam_27:2619058 | AA | Cfam_27:41049333 | AC |
| (B)CF2G630159183 | | (B)CF2G630798972 | | (B)CF2P1192522 | AA | (B)CF2G630149030 | | (B)CF2S236196 | | (T)GRP2P356245_rs8830240 | AC |
| Cfam_28:18509221 | AG | Cfam_28:38885325 | AA | Cfam_28:9877730 | AG | Cfam_29:17561258 | AG | Cfam_29:251970 | | Cfam_29:36319325 | AC |
| (B)CF2G630271966 | | (T)GRP2P362535_rs9130694 | | (B)CF2G630276039 | | (B)CF2S23713161 | | Cfam_30:15542105 | AG | (B)CF2G630634836 | AA |
| Cfam_29:9425359 | AG | Cfam_31:1252765 | AC | Cfam_3:24757939 | AC | Cfam_3:73570828 | | Cfam_30:32852404 | AA | (T)GRP2P372104_rs9153277 | AA |
| (P17_3) | | (P27_2) | | AG | AG | GG | AG | AG | AA | Cfam_32:679380 | AA |
| Cfam_30:3896482 | AA | Cfam_31:21068798 | AG | Cfam_31:39391935 | AG | Cfam_32:17792284 | AG | Cfam_32:32382778 | AA | Cfam_32:679380 | AA |
| (B)CF2S23124313 | | (B)CF2P1454500 | | (B)CF2G630200354 | | (B)CF2G630594648 | | (B)CF2P885380 | | (G1425116528) | AA |
| Cfam_33:15018500 | GG | Cfam_33:23742061 | GG | Cfam_34:195313 | AC | Cfam_34:24396298 | AC | Cfam_35:15345329 | CC | Cfam_36:12714421 | AA |
| (B)CF2P516667 | | | | (P2_3) | AG | | | (T)GRP2P407751_rs8803124 | | (B)CF2P1226745 | AA |
| Cfam_36:23459390 | AG | Cfam_36:3565500 | AG | Cfam_37:15436615 | AG | Cfam_37:27667297 | AG | Cfam_37:9398945 | GG | Cfam_38:17657161 | AA |
| (B)CF2P935470 | | (B)CF2P728698 | | (P21_3) | AG | (B)CF2G630133028 | | | | | |
| Cfam_38:20441216 | AA | Cfam_38:9224942 | AC | Cfam_4:31301072 | GG | Cfam_4:64121754 | GG | Cfam_4:75910211 | AG | Cfam_4:86049027 | GG |
| (B)CF2P600196 | | (B)CF2P615597 | | (B)CF2P805553 | GG | | | Cfam_4:1357746 | AG | (B)CF2P1357746 | GG |
| Cfam_5:26320165 | | Cfam_5:5410890 | GG | Cfam_5:85451804 | GG | | | Cfam_6:33976751 | AA | Cfam_6:64006720 | GG |
| | | (B)CF2S23648905 | | (B)CF2P1346673 | AG | | | | | | |
| Cfam_7:15011628 | AA | Cfam_7:36555518 | AG | Cfam_7:76294 | AG | | | | | Cfam_8:5291824 | GG |
| (B)CF2G630552597 | | (B)CF2G630558437 | | | | | | | | (P23_3) | |
| Cfam_8:63196958 | GG | Cfam_9:22610227 | GG | AA | AA | AG | AG | GG | AA | | |
| (B)CF2S23449478 | | (B)CF2P1010945 | | Cfam_9:40096141 | AA | Cfam_9:52710991 | AG | Cfam_9:60437147 | GG | | |
| | | | | (B)CF2P1216677 | | (P24_1) | | (B)CF2S22943825 | | | |

Owner's Name : Amanda Broderick

Pet Name : Atlas

Microchip Number 985113007271292

Approved Collection Method : No



Genetic Comprehensive Report

Animal's Details

| | |
|-----------------------|-----------------------------------|
| Registered Name : | Anduin's Kindly Carry That Weight |
| Pet Name : | Atlas |
| Registration Number : | PAL285639 |
| Breed : | American Cocker Spaniel |
| Microchip Number : | 985113007271292 |
| Sex : | Neutered Male |
| Date of Birth : | 28th Aug 2022 |
| Colour : | Buff |

ISAG Profile 2


| | | | | | |
|---|---|---|---|--|---|
| Cfam_1:119306331 (BI CF2P635172) Cfam_10:57954366 (BI CF2P963969) Cfam_12:40681020 (TI GRP2P164720_rs8839809) Cfam_16:29675662 (BI CF2S23250041) Cfam_18:16385020 (BI CF2S23529290) Cfam_19:42756283 (BI CF2P401677) Cfam_21:31751817 (BI CF2P42825) Cfam_23:44497217 | GG Cfam_1:72613047 (P1_2) AG Cfam_10:8085469 GG Cfam_12:6337286 (BI CF2P1193353) Cfam_16:58093031 (P24_3) AG Cfam_18:16388978 (BI CF2P250787) Cfam_20:45777531 (BI CF2P345488) Cfam_22:20498421 Cfam_23:48055836 (BI CF2G630365778) Cfam_25:4614777 AG Cfam_27:20948372 (BI CF2P1362405) Cfam_28:35104850 AG Cfam_30:10255068 (BI CF2S2399705) Cfam_3:91626907 AG Cfam_33:15233992 (BI CF2S23356653) Cfam_34:37323213 (BI CF2P590440) Cfam_36:288045 (P6_2) Cfam_37:30902202 AA Cfam_4:67040898 GG Cfam_5:64611038 (BI CF2P414351) AG Cfam_8:24614720 (BI CF2P1141966) Cfam_9:50114927 | GG Cfam_1:74450772 Cfam_11:1161870 GG Cfam_12:70657733 (BI CF2P1183665) Cfam_17:12787849 AG Cfam_18:31579269 (BI CF2P184963) Cfam_20:48602465 (BI CF2P840653) Cfam_22:33934047 (BI CF2G630328323) Cfam_24:18599997 (BI CF2G630504410) AG Cfam_27:20948372 (BI CF2S2359809) Cfam_28:9703418 AG Cfam_30:37849557 (BI CF2P643134) Cfam_30:10012939 AG Cfam_33:22070526 (BI CF2G63078341) Cfam_34:41703614 GG Cfam_36:9241262 Cfam_38:13098194 Cfam_4:70217695 AA Cfam_7:15017979 (BI CF2G630552598) AG Cfam_8:52381322 (BI CF2P1141966) Cfam_9:56021221 (BI CF2G630474528) | Cfam_10:14685262 (BI CF2G630666362) Cfam_11:62157625 (BI CF2G630306265) Cfam_12:8532712 (BI CF2P496466) Cfam_17:57371669 (BI CF2S2351979) Cfam_18:47325586 (TI GRP2P255960_rs9030578) Cfam_20:6046176 (BI CF2S22910736) Cfam_22:37522364 (BI CF2P345056) Cfam_24:27925354 GG Cfam_27:34444177 (TI GRP2P354499_rs9162547) Cfam_29:19681270 AA Cfam_3:43055696 (BI CF2G630340940) Cfam_30:11735245 (BI CF2P103615) Cfam_33:22472901 (BI CF2P378969) Cfam_35:15283717 (BI CF2S23429022) Cfam_37:18338930 Cfam_38:15271384 (BI CF2S22928800) Cfam_5:13080303 | AG Cfam_10:39548483 (BI CF2G630488267) Cfam_11:70698603 AG Cfam_12:30307199 (BI CF2P651575) Cfam_17:9407683 AG Cfam_19:30246414 (P25_2) Cfam_21:22581321 AG Cfam_22:39647748 (BI CF2S23519644) Cfam_24:30954773 GG Cfam_27:42526114 (BI CF2S22913753) Cfam_29:22992304 (BI CF2P950116) GG Cfam_3:43063677 GG Cfam_10:39548483 (BI CF2G630340944) Cfam_30:27619023 (BI CF2S22926284) Cfam_33:22648231 CC Cfam_34:24351570 (TI GRP2P389035_rs9038546) Cfam_36:10084888 (BI CF2P129670) Cfam_37:26611359 (BI CF2P129347) Cfam_38:19172567 GG Cfam_38:3031254 (BI CF2S23031254) Cfam_5:36642434 AG Cfam_7:6423299 GG Cfam_8:67183794 (BI CF2P789367) | AA Cfam_10:47923623 AA Cfam_12:23059939 AA Cfam_14:55735620 GG Cfam_18:10189759 GG Cfam_19:40189405 AA Cfam_21:29796784 (TI GRP2P283310_rs8881748) Cfam_22:61153661 (P26_3) AG Cfam_24:43589304 GG Cfam_28:12804225 AA Cfam_30:24020192 GG Cfam_31:20912553 AA Cfam_34:24351570 (BI CF2S23649947) Cfam_36:12723744 (BI CF2P70891) Cfam_37:28611801 AG Cfam_38:20930997 AA Cfam_5:44650576 (BI CF2G630187658) Cfam_7:76487265 AA Cfam_9:20867959 |
|---|---|---|---|--|---|

Owner's Name : Amanda Broderick

Pet Name : Atlas

Microchip Number 985113007271292

Approved Collection Method : No



Genetic Comprehensive Report

Animal's Details

| | |
|-----------------------|-----------------------------------|
| Registered Name : | Anduin's Kindly Carry That Weight |
| Pet Name : | Atlas |
| Registration Number : | PAL285639 |
| Breed : | American Cocker Spaniel |
| Microchip Number : | 985113007271292 |
| Sex : | Neutered Male |
| Date of Birth : | 28th Aug 2022 |
| Colour : | Buff |

DNA Profile

| | | | | | |
|---|--|--|--|--|--|
| BI CF2G630102146 (BI CF2G630102146) BI CF2G630255439 (BI CF2G630255439) BI CF2G630382763 (BI CF2G630382763) BI CF2G630525298 BI CF2G630525298 (BI CF2G630525298) BI CF2G630798972 (BI CF2G630798972) BI CF2P1141966 (BI CF2P1141966) BI CF2P1232055 (BI CF2P1232055) BI CF2P1232055 BI CF2P1344095 (BI CF2P1344095) BI CF2P182473 (BI CF2P182473) BI CF2P182473 BI CF2P283440 (BI CF2P283440) BI CF2P415783 (BI CF2P415783) BI CF2P561057 (BI CF2P561057) BI CF2P717226 (BI CF2P717226) BI CF2P878175 (BI CF2P878175) BI CF2S23028732 (BI CF2S23028732) BI CF2S23246455 (BI CF2S23246455) BI CF2S23519644 (BI CF2S23519644) BI CF2S23649947 (BI CF2S23649947) TI GRP2P164720_rs8839809 (TI GRP2P164720_rs8839809) TI GRP2P406551_rs9235397 (TI GRP2P406551_rs9235397) TI GRP2P2406551_rs9235397 (TI GRP2P2406551_rs9235397) BI CF2P1060087 (BI CF2P1060087) | AG BI CF2G630149581 (BI CF2G630149581) AG BI CF2G630274628 (BI CF2G630274628) GG BI CF2G630437783 (BI CF2G630437783) AG BI CF2G630558437 (BI CF2G630558437) GG BI CF2G630814422 (BI CF2G630814422) AG BI CF2P1173491 (BI CF2P1173491) AG BI CF2P1271174 (BI CF2P1271174) AA BI CF2P1271174 (BI CF2P1271174) AA BI CF2P1346673 (BI CF2P1346673) AG BI CF2P224656 (BI CF2P224656) AG BI CF2P285489 (BI CF2P285489) AG BI CF2P422152 (BI CF2P422152) CG BI CF2P585943 (BI CF2P585943) AG BI CF2P751654 (BI CF2P751654) AA BI CF2P935470 (BI CF2P935470) AT BI CF2S23031254 (BI CF2S23031254) AG BI CF2S23250041 (BI CF2S23250041) GG BI CF2S2351979 (BI CF2S2351979) GG BI CF2S23713161 (BI CF2S23713161) GG TI GRP2P177606_rs8886563 (TI GRP2P177606_rs8886563) GG TI GRP2P407751_rs8803124 (TI GRP2P407751_rs8803124) AA BI CF2P643134 (BI CF2P643134) | AG BI CF2G630187649 (BI CF2G630187649) AA BI CF2G630307199 (BI CF2G630307199) CG BI CF2G630449851 (BI CF2G630449851) AG BI CF2G630594648 (BI CF2G630594648) CG BI CF2G63090019 (BI CF2G63090019) AG BI CF2P1183665 (BI CF2P1183665) GG BI CF2P129347 (BI CF2P129347) AG BI CF2P129347 (BI CF2P129347) CG BI CF2P1357746 (BI CF2P1357746) CG BI CF2P237994 (BI CF2P237994) GG BI CF2P345056 (BI CF2P345056) AG BI CF2P508740 (BI CF2P508740) AG BI CF2P624936 (BI CF2P624936) AG BI CF2P774003 (BI CF2P774003) AG BI CF2S22910736 (BI CF2S22910736) CG BI CF2S23049416 (BI CF2S23049416) CG BI CF2S23333411 (BI CF2S23333411) AG BI CF2S2359809 (BI CF2S2359809) AG BI CF2S23730733 (BI CF2S23730733) GG TI GRP2P215708_rs8686029 (TI GRP2P215708_rs8686029) CG BI CF2G630271966 (BI CF2G630271966) AG BI CF2P990814 (BI CF2P990814) | TT BI CF2G630187658 (BI CF2G630187658) AA BI CF2G630340940 (BI CF2G630340940) AA BI CF2G630467607 (BI CF2G630467607) AG BI CF2G630634836 (BI CF2G630634836) AG BI CF2P1019402 (BI CF2P1019402) GG BI CF2P1193353 (BI CF2P1193353) AA BI CF2P129670 (BI CF2P129670) AG BI CF2P1454500 (BI CF2P1454500) AA BI CF2P246592 (BI CF2P246592) AG BI CF2P347679 (BI CF2P347679) CG BI CF2P516667 (BI CF2P516667) GG BI CF2P635172 (BI CF2P635172) CG BI CF2P798404 (BI CF2P798404) AA BI CF2S22913753 (BI CF2S22913753) AA BI CF2S23057560 (BI CF2S23057560) AA BI CF2S23356653 (BI CF2S23356653) GG BI CF2S236196 (BI CF2S236196) GG BI CF2S24511913 (BI CF2S24511913) AA TI GRP2P316532_rs8597522 (TI GRP2P316532_rs8597522) AG BI CF2G630159183 (BI CF2G630159183) | AA BI CF2G630209373 (BI CF2G630209373) GG BI CF2G63040944 (BI CF2G63040944) AG BI CF2G630488267 (BI CF2G630488267) AG BI CF2G630641678 (BI CF2G630641678) AG BI CF2P103615 (BI CF2P103615) GG BI CF2P1216677 (BI CF2P1216677) GG BI CF2P1308802 (BI CF2P1308802) AG BI CF2P155421 (BI CF2P155421) AG BI CF2P250787 (BI CF2P250787) AA BI CF2P378969 (BI CF2P378969) GG BI CF2P553317 (BI CF2P553317) GG BI CF2P65087 (BI CF2P65087) AA BI CF2P842510 (BI CF2P842510) GG BI CF2S22928800 (BI CF2S22928800) AG BI CF2S23124313 (BI CF2S23124313) AG BI CF2S23429022 (BI CF2S23429022) AA BI CF2S23626625 (BI CF2S23626625) AG TI GRP2P106843_rs8858816 (TI GRP2P106843_rs8858816) AA TI GRP2P372104_rs9153277 (TI GRP2P372104_rs9153277) AG BI CF2G630170631 (BI CF2G630170631) | GG BI CF2G630209508 (BI CF2G630209508) GG BI CF2G630365778 (BI CF2G630365778) AA BI CF2G630504410 (BI CF2G630504410) AG BI CF2G630504410 (BI CF2G630504410) GG BI CF2G630689403 (BI CF2G630689403) AG BI CF2P1104630 (BI CF2P1104630) AG BI CF2P1226838 (BI CF2P1226838) AG BI CF2P1310805 (BI CF2P1310805) CG BI CF2P157421 (BI CF2P157421) CG BI CF2P157421 (BI CF2P157421) TT BI CF2P25730 (BI CF2P25730) CG BI CF2P382742 (BI CF2P382742) AG BI CF2P382742 (BI CF2P382742) AA BI CF2P554817 (BI CF2P554817) AA BI CF2P651576 (BI CF2P651576) AA BI CF2P856893 (BI CF2P856893) GG BI CF2S22943825 (BI CF2S22943825) AA BI CF2S23126079 (BI CF2S23126079) GG BI CF2S23126079 (BI CF2S23126079) GG BI CF2S23449478 (BI CF2S23449478) GG BI CF2S23648905 (BI CF2S23648905) GG BI CF2S23648905 (BI CF2S23648905) AA TI GRP2P116826_rs8741680 (TI GRP2P116826_rs8741680) AA TI GRP2P402042_rs9121006 (TI GRP2P402042_rs9121006) AG BI CF2G630646431 (BI CF2G630646431) AG BI CF2G630646431 (BI CF2G630646431) |
|---|--|--|--|--|--|


Owner's Name : Amanda Broderick

Pet Name : Atlas

Microchip Number 985113007271292

Approved Collection Method : No





Scan to authenticate
this Report online

Sample with Lab ID Number 24A107024 was received at Orivet Genetics, DNA was extracted and analysed with the following result reported

Test Reported : AUTOSOMAL HEREDITARY RECESSIVE NEPHROPATHY

Result : **NEGATIVE / CLEAR [NO VARIANT DETECTED]**¹

Gene : Collagen type IV alpha 4 chain (COL4A4) on chromosome 25

Variant Detected : Base Substitutionc.115A>Tp.Lys39STOP

We have scanned the DNA and the genotype of this animal is NORMAL - no presence of the disease associated variant (mutation) has been detected. This result may also be referred to as NORMAL, "-/-" or "wild type (WT)" or "homozygous negative". The animal is clear of the disease and will not pass on the disease-causing variant.

Test Reported : BERNARD-SOULIER SYNDROME (COCKER SPANIEL TYPE)

Result : **NEGATIVE / CLEAR [NO VARIANT DETECTED]**¹

Gene : GP9 gene, chr20

Variant Detected : chr20:3025814-3028273del2460

We have scanned the DNA and the genotype of this animal is NORMAL - no presence of the disease associated variant (mutation) has been detected. This result may also be referred to as NORMAL, "-/-" or "wild type (WT)" or "homozygous negative". The animal is clear of the disease and will not pass on the disease-causing variant.

Test Reported : DEGENERATIVE MYELOPATHY

Result : **NEGATIVE / CLEAR [NO VARIANT DETECTED]**¹

Gene : Superoxide dismutase 1 (SOD1) on chromosome 31

Variant Detected : Base Substitutionc.118G>Ap.Glu40Lys

We have scanned the DNA and the genotype of this animal is NORMAL - no presence of the disease associated variant (mutation) has been detected. This result may also be referred to as NORMAL, "-/-" or "wild type (WT)" or "homozygous negative". The animal is clear of the disease and will not pass on the disease-causing variant.


Owner's Name : Amanda Broderick

Pet Name : Atlas

Microchip Number 985113007271292

Approved Collection Method : No





Scan to authenticate
this Report online

Genetic Comprehensive Report

Sample with Lab ID Number 24A107024 was received at Orivet Genetics, DNA was extracted and analysed with the following result reported

Test Reported : EH LOCUS (SABLE, COCKER SPANIEL TYPE)

Result : E^h/E^h - NO COPIES OF e^h (SABLE COAT COLOUR) DETECTED¹

Gene : MR1

Variant Detected : c.250G>A

Test Reported : EXERCISE INDUCED COLLAPSE (RETRIEVER TYPE)

Result : **NEGATIVE / CLEAR [NO VARIANT DETECTED]**¹

Gene : DNM1

Variant Detected : Base Substitution c.767 G>T

We have scanned the DNA and the genotype of this animal is NORMAL - no presence of the disease associated variant (mutation) has been detected. This result may also be referred to as NORMAL, "-/-" or "wild type (WT)" or "homozygous negative". The animal is clear of the disease and will not pass on the disease-causing variant.

Test Reported : PHOSPHOFRUCTOKINASE DEFICIENCY (SPANIEL TYPE)

Result : **NEGATIVE / CLEAR [NO VARIANT DETECTED]**¹

Gene : Phosphofructokinase muscle (PFKM) on Chromosome 27

Variant Detected : Base Substitution c.2228G>A p.Trp743STOP

We have scanned the DNA and the genotype of this animal is NORMAL - no presence of the disease associated variant (mutation) has been detected. This result may also be referred to as NORMAL, "-/-" or "wild type (WT)" or "homozygous negative". The animal is clear of the disease and will not pass on the disease-causing variant.


Owner's Name : Amanda Broderick

Pet Name : Atlas

Microchip Number 985113007271292

Approved Collection Method : No





Scan to authenticate
this Report online

Genetic Comprehensive Report

Sample with Lab ID Number 24A107024 was received at Orivet Genetics, DNA was extracted and analysed with the following result reported

Test Reported : PROGRESSIVE ROD CONE DEGENERATION (PRCD) - PRA

Result : CARRIER [ONE COPY OF THE VARIANT DETECTED]¹

Gene : Photoreceptor disc component (PRCD) on Chromosome 9

Variant Detected : Base Substitutionc.5 G>Ap.Cys2Tyr

We have scanned your animal's DNA and one copy of the normal gene and copy of the positive (mutant) gene has been detected. The genotype of the animal tested is CARRIER this result may also be referred to as HETEROZYGOUS or A/N or "+/-". Being an autosomal recessive disease the animal will not exhibit disease symptoms or develop the disease. Consideration needs to be taken if breeding this animal as it may produce affected offspring if mated to another carrier. It is recommended to have any breeding partner tested before breeding.

Test Reported : E LOCUS - (CREAM/RED/YELLOW)

Result : e/e - HOMOZYGOUS FOR NON-EXTENSION [WHITE/YELLOW/APRICOT/WHEATEN]¹

Gene : MC1R

Variant Detected : Em (point mutation) > E (wild type) > e (point mutation) chr5:63694334-63694334: C>T

2 copies of red/yellow are present referred to as "non-extension". Dog's coat is entirely phaeomelanin based ie. red/yellow/cream/apricot/white/wheaten. Please note in some breeds an "ee" phenotype can often Colours can be cream to white rather than yellow to red. Shades can vary between littermates.

Test Reported : EM (MC1R) LOCUS - MELANISTIC MASK

Result : Eⁿ/Eⁿ - NO MELANISTIC MASK (Eⁿ) EXTENSION ALLELE¹

Gene : MC1R

Variant Detected : Base Substitution G>A

Dog tested negative for the melanistic mask allele. The dog will not have a black mask, and cannot pass a copy on to any offspring..


Owner's Name : Amanda Broderick

Pet Name : Atlas

Microchip Number 985113007271292

Approved Collection Method : No





Scan to authenticate
this Report online

Sample with Lab ID Number 24A107024 was received at Orivet Genetics, DNA was extracted and analysed with the following result reported

Test Reported : BROWN DELETION = BD

Result : B^d/b^d - CARRIER OF BROWN/LIVER/RED/CHOCOLATE [DELETION]¹

Gene : TYRP1

Variant Detected : Base Substitution (Point Mutation)

One copy of brown deletion SNP present – carrier. Can produce brown/chocolate/liver pups if mated with another carrier. Please note this could be a "compound heterozygote" and thus be brown/chocolate. Refer to the other 2 chocolate SNPs to confirm.

Test Reported : BROWN STOP CODON = BS

Result : B^s/B^s - DOES NOT CARRY BROWN/RED/LIVER or CHOCOLATE [STOP CODON]¹

Gene : TYRP1

Variant Detected : Point Mutation

Does not carry the brown stop codon. Please refer to the other brown variants to clarify potential colour for offspring.

Test Reported : BROWN INSERTION = BC

Result : b^c/b^c - BROWN/CHOCOLATE, LIVER OR RED [INSERTION]¹

Gene : TYRP1

Variant Detected : Base Substitution (Point Mutation)

Two copies of brown present – black pigmented (if present) is diluted to brown. Red/yellow dogs have brown noses and foot pads (liver pigment).

Owner's Name : Amanda Broderick

Pet Name : Atlas

Microchip Number 985113007271292

Approved Collection Method : No





Scan to authenticate
this Report online

Genetic Comprehensive Report

Sample with Lab ID Number 24A107024 was received at Orivet Genetics, DNA was extracted and analysed with the following result reported

Test Reported : BROWN TYRP1 [LANCASHIRE HEELER TYPE] = BL

Result : B^L/B^L - DOES NOT CARRY BROWN/LIVER [TYRP1]¹

Gene :

Variant Detected :

Test Reported : D (DILUTE) LOCUS

Result : D/D - NO COPY OF MLPH-D ALLELE (DILUTE) - PIGMENT IS NORMAL¹

Gene : MLPH

Variant Detected : Base Substitution

Full colour, no dilute gene present. The D allele modifies the Melanophillin (MLPH) gene. This animal cannot produce "dilute" offspring. Please Note: There are other dilute variants d2 (Sloughi, Chow Chow & Thai Ridgeback) and rare d3 (Italian Greyhound & Chihuahua) so this test/result may not identify dilute in these breeds.

Test Reported : K LOCUS (DOMINANT BLACK)

Result :

KB / k^y or k^{br} - ONE COPY DOMINANT BLACK (KB) and ONE COPY OF NON-BLACK (k^y) dog MAY be brindled¹

Gene : CBD103

Variant Detected : Deletion of GGG

One copy of non black and one copy of ky or kbr is present. This KB will cover the A locus and all you will visualise is the base colour. Dog will express the alleles on the A locus but any and all phaeomelanin (red) in the coat will be brindled. This allele overrides the ASIP (A) locus. The agouti phenotype may be altered for some breeds and therefore be brindle. There are three alleles at the K Locus with the following dominance hierarchy KB > Kbr > k. The first KB represents dominant black, the second allele Kbr represents brindling and may display A locus gene. Brindle in most breeds appears as black stripes on a red base. Please Note: At this stage no commercial genetic testing can distinguish brindle so breeders should rely on their pedigree or breed standard to exclude or include brindle phenotype.


Owner's Name : Amanda Broderick

Pet Name : Atlas

Microchip Number 985113007271292

Approved Collection Method : No





Scan to authenticate
this Report online

Sample with Lab ID Number 24A107024 was received at Orivet Genetics, DNA was extracted and analysed with the following result reported

Test Reported : A LOCUS (FAWN/SABLE;TRI/TAN POINTS)

Result : a^t/a^t - TAN POINTS/BLACK & TAN or TRICOLOUR MAY BE BRINDLED [SEE K LOCUS]¹

Gene : ASIP

Variant Detected : Base Substitution 246 G>T(A82S); G>A (R83H): C>T (p.R96C)

Homozygous for black and tan/tricolour (no hidden colours) allele. Tri factored/white factored in dogs that have white points. No Bi Factoring (Black White & Tan). Animals are primarily black and have areas of pheomelanin (tan) which tends to be seen on the leg and stomach areas, the side of the head and spots above the eyes. Please note the colour and distribution of pheomelanin "tan" will be dependent on the breed and other colour genes. Please note that any genes on the "A" series will only be expressed if the K locus is kk, kkr or kbrkbr.

Test Reported : PIED (BOTH SINE AND REPEAT VARIANTS)

Result : S/S - NO PIEBALD, WHITE SPOTTING, FLASH OR PARTI COAT COLOUR¹

Gene : MITF-M on Chromosome 20

Variant Detected :

g.chr20:21836563insSINELength polymorphism (repeat CAGA) chr20:21839332-21839366 MITF-M

No copies of the Melanocyte Inducing Transcription Factor (MITF) "sp" allele detected. The dog will not pass the MITF variant on to offspring. Please note that other yet unidentified causes of colour deletion may exist. An S/S dog bred to sp/sp piebald dog will result in all S/sp offspring. If no other white-causing genes are at play (such as Irish, white head, pseudo irish, etc.) then most will end up with white chest/toes or less white. Also S/S dogs can show small white marks. This is normally congenital residual white (and not genetic) and this may also be the cause of small white marks in some S/sp dogs. Some S/sp appear phenotypically solid in color. Please note, that in some breeds other factors such as Merle may produce patterns that are similar to what is seen in a homozygous (two copies) piebald.

Test Reported : M LOCUS (MERLE/DAPPLE)

Result : m [171bp] / m [171bp] - NON MERLE SOLID COAT (NO CHANGE TO COAT or EYE COLOUR)¹

Gene : SILV

Variant Detected :

250 base pair SINE insertion, oligo(dA)-rich tails with length polymorphism. Detects and reports all the 7 alleles on the M Locus (Mh, M, Ma+, Ma, Mc+, Mc and m)

There are many factors that may influence a Merle result, these include mosaicism (merle expressed in different cell types) or the amount of circulating merle copies within the sample type. If this result does not match your phenotype please contact Orivet to request retest or re-analysis of the sample.


Owner's Name : Amanda Broderick

Pet Name : Atlas

Microchip Number 985113007271292

Approved Collection Method : No





Scan to authenticate
this Report online

Sample with Lab ID Number 24A107024 was received at Orivet Genetics, DNA was extracted and analysed with the following result reported

Test Reported : BLACK HAIR FOLLICULAR DYSPLASIA

Result : **NEGATIVE - NOT SHOWING THE PHENOTYPE**¹

Gene : RAB27

Variant Detected : Base Substitution G>A

Test Reported : SHEDDING (MC5R)

Result :

SHD/SHD [LOW SHEDDING] - NO COPIES OF THE SHEDDING (MC5R) VARIANT DETECTED [REFER TO R151W (IC) FOR LEVEL]

1

Gene : MC5R

Variant Detected :

The dog will (may) exhibit low or no levels of shedding. Please Note: this level is also dependent on the furnishing allele. If the dog has no IC (R151W) phenotype will be low shedding.

Test Reported : COAT COMPOSITION CFA28 GENE (DOUBLE/SINGLE COAT)

Result : UDC/UDC - NO COPY OF THE DOUBLE COAT (DENSE UNDERCOAT) PHENOTYPE DETECTED¹

Gene : CFA28

Variant Detected :

Dog has a single coat usually associated with no undercoat. Hair length can be short or long.

Owner's Name : Amanda Broderick

Pet Name : Atlas

Microchip Number 985113007271292

Approved Collection Method : No





Genetic Comprehensive Report



Scan to authenticate
this Report online

Sample with Lab ID Number 24A107024 was received at Orivet Genetics, DNA was extracted and analysed with the following result reported

Test Reported : CURLY COAT/HAIR CURL (KRT71 R151W)

Result :

NEGATIVE FOR THE KRT71 R151W (CU/CU) VARIANT - NOT SHOWING THE CURLY COAT PHENOTYPE

1

Gene : KRT71 (R151W)

Variant Detected : chr27:2539211-2539211: c.451C>T

Please note there are other additional curly coat genes/variant that will impact the curly coat phenotype.

Owner's Name : Amanda Broderick

Pet Name : Atlas

Microchip Number 985113007271292

Approved Collection Method : No



Glossary of Genetic Terms (Results)



I accept terms of service and privacy policy!

NEGATIVE / CLEAR [NO VARIANT DETECTED]

No presence of the variant (mutation) has been detected. The animal is clear of the disease and will not pass on any disease-causing mutation.

CARRIER [ONE COPY OF THE VARIANT DETECTED]

This is also referred to as HETEROZYGOUS. One copy of the normal gene and copy of the affected (mutant) gene has been detected. The animal will not exhibit disease symptoms or develop the disease. Consideration needs to be taken if breeding this animal - if breeding with another carrier or affected or unknown then it may produce an affected offspring.

POSITIVE / AT RISK [TWO COPIES OF THE VARIANT DETECTED]

Two copies of the disease gene variant (mutation) have been detected also referred to as HOMOZYGOUS for the variant. The animal may show symptoms (affected) associated with the disease. Appropriate treatment should be pursued by consulting a Veterinarian.

POSITIVE HETEROZYGOUS [ONE COPY OF THE DOMINANT VARIANT DETECTED]

Also referred to as POSITIVE ONE COPY or POSITIVE HETEROZYGOUS. This result is associated with a disease that has a dominant mode of inheritance. One copy of the normal gene (wild type) and affected (mutant) gene is present. Appropriate treatment should be pursued by consulting a Veterinarian. This result can still be used to produce a clear offspring.

NORMAL BY PARENTAGE HISTORY

The sample submitted has had its parentage verified by DNA. By interrogating the DNA profiles of the Dam, Sire and Offspring this information together with the history submitted for the parents excludes this animal from having this disease. The controls run confirm that the dog is NORMAL for the disease requested.

NORMAL BY PEDIGREE

The sample submitted has had its parentage verified by Pedigree. The pedigree has been provided and details (genetic testing reports) of the parents have been included. Parentage could not be determined via DNA profile as no sample was submitted.

NO RESULTS AVAILABLE


Insufficient information has been provided to provide a result for this test. Sire and Dam information and/or sample may be required. This result is mostly associated with tests that have a patent/license and therefore certain restrictions apply. Please contact the laboratory to discuss.

INDETERMINABLE

The sample submitted has failed to give a conclusive result. This result is mainly due to the sample failing to "cluster" or result in the current grouping. A recollection is required at no charge.

DNA PROFILE

Also known as a DNA fingerprint. This is unique for the animal. No animal shares the same DNA profile. An individual's DNA profile is inherited from both parents and can be used for verifying parentage (pedigrees). This profile contains no disease or trait information and is simply a unique DNA signature for that animal.



Glossary of Genetic Terms (Results)



I accept terms of service and privacy policy!

PARENTAGE VERIFICATION/ QUALIFIES/CONFIRMED OR DOES NOT QUALIFY/EXCLUDED

Parentage is determined by examining the markers on the DNA profile. A result is generated and stated for all DNA parentage requests. Parentage confirmation reports can only be generated if a DNA profile has been carried out for Dam, Offspring and possible Sire/s.

PENDING

PENDING

TRAIT (PHENOTYPE)

A feature that an animal is born with (a genetically determined characteristic). Traits are a visual phenotype that range from colour to hair length, and also includes certain features such as tail length. If an individual is AFFECTED for a trait then it will show that characteristic eg. AFFECTED for the B (Brown) Locus or bb will be brown/chocolate.

POSITIVE – SHOWING THE PHENOTYPE

The animal is showing the trait or phenotype tested.

CLARIFICATION OF GENETIC TESTING

The goal of genetic testing is to provide breeders with relevant information to improve breeding practices in the interest of animal health. However, genetic inheritance is not a simple process, and may be complicated by several factors. Below is some information to help clarify these factors.

The goal of genetic testing is to provide breeders with relevant information to improve breeding practices in the interest of animal health. However, genetic inheritance is not a simple process, and may be complicated by several factors. Below is some information to help clarify these factors.

- 1) Some diseases may demonstrate signs of what Geneticists call "genetic heterogeneity". This is a term to describe an apparently single condition that may be caused by more than one mutation and/or gene
- 2) It is possible that there exists more than one disease that presents in a similar fashion and segregates in a single breed. These conditions -although phenotypically similar - may be caused by separate mutations and/or genes.
- 3) It is possible that the disease affecting your breed may be what Geneticists call an "oligogenic disease". This is a term to describe the existence of additional genes that may modify the action of a dominant gene associated with a disease. These modifier genes may for example give rise to a variable age of onset for a particular condition, or affect the penetrance of a particular mutation such that some animals may never develop the condition.

The range of hereditary diseases continues to increase and we see some that are relatively benign and others that can cause severe and/or fatal disease. Diagnosis of any disease should be based on pedigree history, clinical signs, history (incidence) of the disease and the specific genetic test for the disease. Penetrance of a disease will always vary not only from breed to breed but within a breed, and will vary with different diseases. Factors that influence penetrance are genetics, nutrition and environment. Although genetic testing should be a priority for breeders, we strongly recommend that temperament and phenotype also be considered when breeding.

Orivet Genetic Pet Care aims to frequently update breeders with the latest research from the scientific literature. If breeders have any questions regarding a particular condition, please contact us on (03) 9534 1544 or admin@orivet.com and we will be happy to work with you to answer any relevant questions.

